

Catalogue number: **CBB**□□-□□-□□□□

DIN Mount Enclosure IP42/IP56 200mm depth



DIN Mount Enclosure IP42/IP56 200mm depth

- Colour Options- N42 grey, X15 orange
- Available in IP42 & IP56
- Rigid Mild Steel Construction
- High impact to resistance
- Wide range of operating temperatures
- Easy earthing
- Top and bottom gland plates for easy cable entry
- Excellent for light control accessories and din mount products
- Complete with DIN rail, Mounting brackets, and Escutcheon

**CBB**□□

-□□

-□□□□

Enclosure Height	
03	300mm
04	450mm
06	600mm
09	900mm
10	1050mm
12	1200mm
15	500mm
18	1800mm
21	2100mm

DIN rail Quantity	
01	1x25 poles
02	2x25 poles
03	3x25 poles
04	4x25 poles
05	5x25 poles
06	6x25 poles
08	8x25 poles
09	9x25 poles
11	11x25 poles

Enclosure Type	
G	IP42, Width-600mm, Depth-230mm (200mm Deep), N42 Grey
OR	IP42, Width-600mm, Depth-230mm (200mm Deep), X15 Orange
WP-G	IP56, Width-600mm, Depth-230mm (200mm Deep), N42 Grey
WP-OR	IP56, Width-600mm, Depth-230mm (200mm Deep), X15 Orange

Properties	CBB□□-G	CBB□□-OR	CBB□□-WP-G	CBB□□-WP-OR
Manufacturer	Eureka			
Product Range	IP42/IP56 DIN Mount Enclosures			
IP rating	42	42	56	56
Colour	N42 Grey	X15 Orange	N42 Grey	X15 Orange
Material	Mild Steel			
Thickness	1.6mm			
Width	600mm			
Depth	IP42: 230mm (with the door) IP56: 234.5mm (with the door)			
Earthing	Easy Earthing			
Gland Plates	Top and Bottom			
Cable Entry	Top and Bottom			
Mounting	Fitted with Mounting Rail Studs			
Included	DIN rails, Mounting brackets, and Escutcheon			
Accessories	Rain Hoods, Extension Collar (only for IP42), Galvanised and steel plinth kits, Flush Mount kits, Cable zones, Incoming cable/ Ventilation Enclosure			
Standards	AS 60529-2004			



N.A.W. Controls Pty. Ltd.  
Telephone: (03) 9464 6555  
www.nawcontrols.com.au

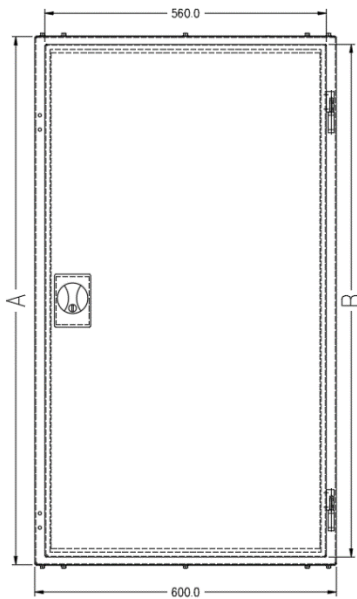
Eureka CBB enclosures range  
September 2020

Catalogue number: **CBB**□□-□□-□□□□

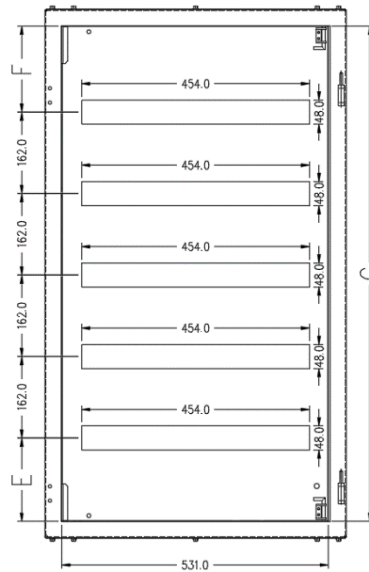
DIN Mount Enclosure IP42 200mm depth



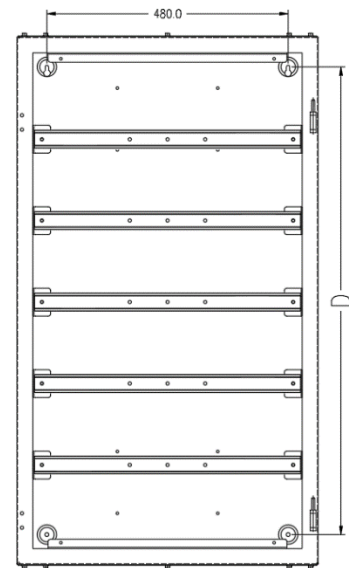
### Overall Dimensions for Enclosures IP42 Enclosure



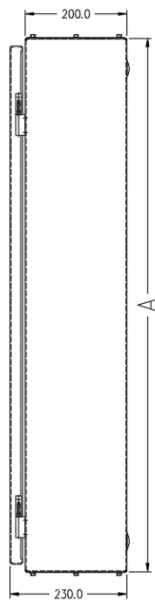
FRONT ELEVATION



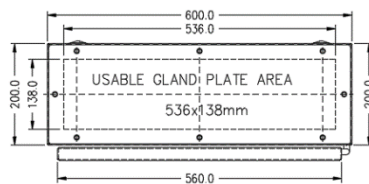
FRONT ELEVATION  
FRONT DOOR NOT SHOWN



FRONT ELEVATION  
FRONT DOOR & ESCUTCHEON NOT SHOWN



SIDE VIEW



TOP/BOTTOM VIEW

Enclosure	A	B	C	D	E	F	DIN rails
CBB03-01-G/OR	300	270	235	180	120.25	114.75	1
CBB04-02-G/OR	450	420	385	330	114.25	114.25	2
CBB06-03-G/OR	600	570	535	480	135.25	129.75	3
CBB09-04-G/OR	900	870	835	780	171.75	177.25	4
CBB10-05-G/OR	1050	1020	985	930	165.75	171.25	5
CBB12-06-G/OR	1200	1170	1135	1080	159.75	165.25	6
CBB15-08-G/OR	1500	1470	1435	1380	147.75	153.25	8
CBB18-09-G/OR	1800	1770	1735	1680	216.75	222.25	9
CBB21-11-G/OR	2100	2070	2035	1980	204.75	210.25	11



N.A.W. Controls Pty. Ltd.  
Telephone: (03) 9464 6555  
www.nawcontrols.com.au

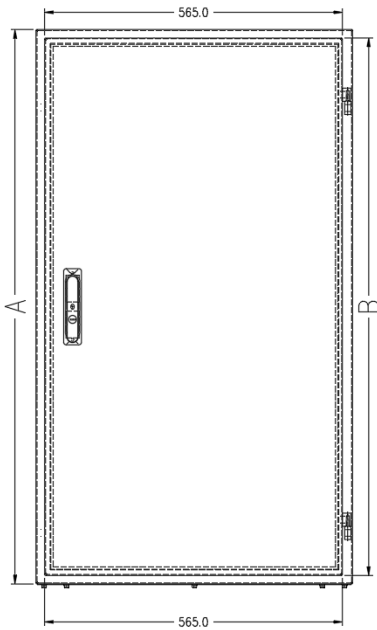
Eureka CBB enclosures range  
September 2020

Catalogue number: **CBB**□□-□□-□□□□

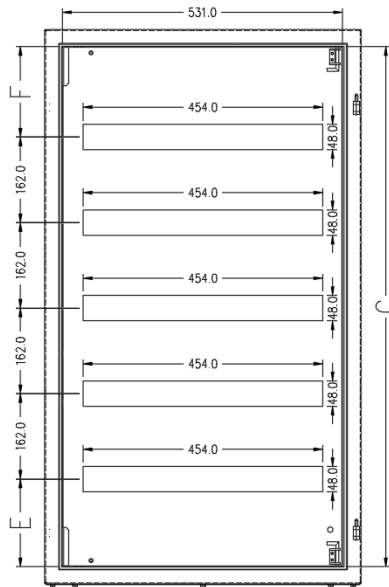
DIN Mount Enclosure IP56 200mm depth



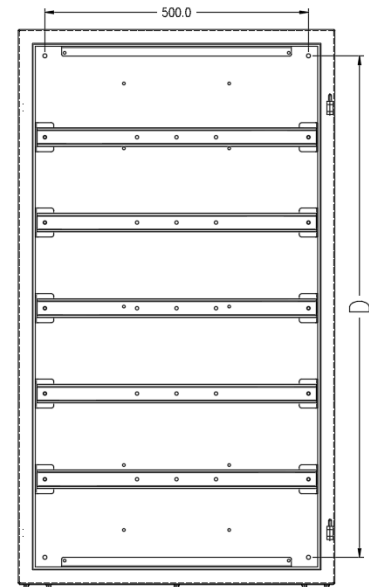
### Overall Dimensions for Enclosures IP56 Enclosure



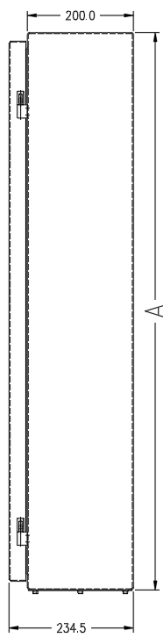
FRONT ELEVATION



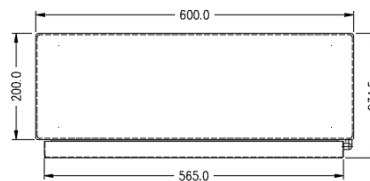
FRONT ELEVATION  
FRONT DOOR NOT SHOWN



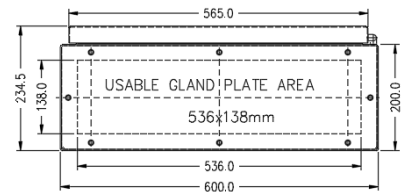
FRONT ELEVATION  
FRONT DOOR & ESCUTCHEON NOT SHOWN



SIDE VIEW



TOP VIEW



BOTTOM VIEW

Enclosure	A	B	C	D	E	F	DIN rails
CBB03-01-WP-G/OR	300	268	235	200	120.25	114.75	1
CBB04-02-WP-G/OR	450	418	385	350	114.25	114.25	2
CBB06-03-WP-G/OR	600	568	535	500	135.25	129.75	3
CBB09-04-WP-G/OR	900	868	835	800	171.75	177.25	4
CBB10-05-WP-G/OR	1050	1018	985	950	165.75	171.25	5
CBB12-06-WP-G/OR	1200	1168	1135	1100	159.75	165.25	6
CBB15-08-WP-G/OR	1500	1468	1435	1400	147.75	153.25	8
CBB18-09-WP-G/OR	1800	1768	1735	1700	216.75	222.25	9
CBB21-11-WP-G/OR	2100	2068	2035	2000	204.75	210.25	11



N.A.W. Controls Pty. Ltd.  
Telephone: (03) 9464 6555  
www.nawcontrols.com.au

Eureka CBB enclosures range  
September 2020