

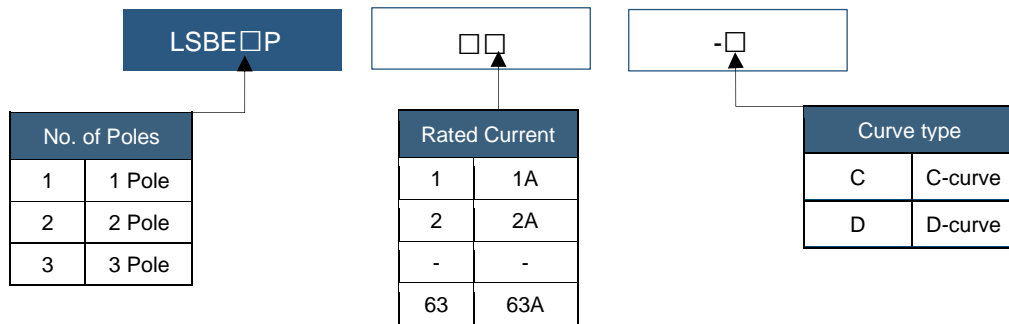
Catalogue number: **LSBE□P□□-□**

Miniature circuit breaker 1~63A C,D curve 6kA



### Miniature circuit breaker

- Overload and short circuit protection
- 17.8mm Pitch
- Easy Mounting on 35mm DIN rail
- 1 Pole, 2 Pole & 3 Pole Range
- Breaking Capacity 6kA
- C, D curve option
- Thermal Magnetic release
- Standards: Conforming to AS/NZS 60898.1
- Approval: RCM



## Technical Data

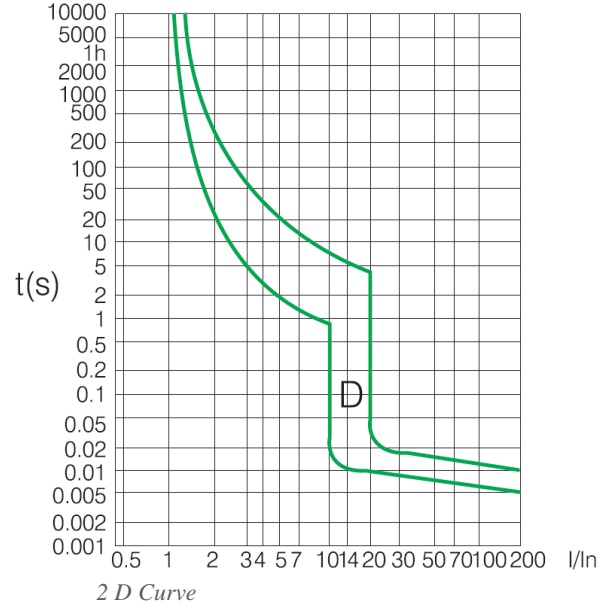
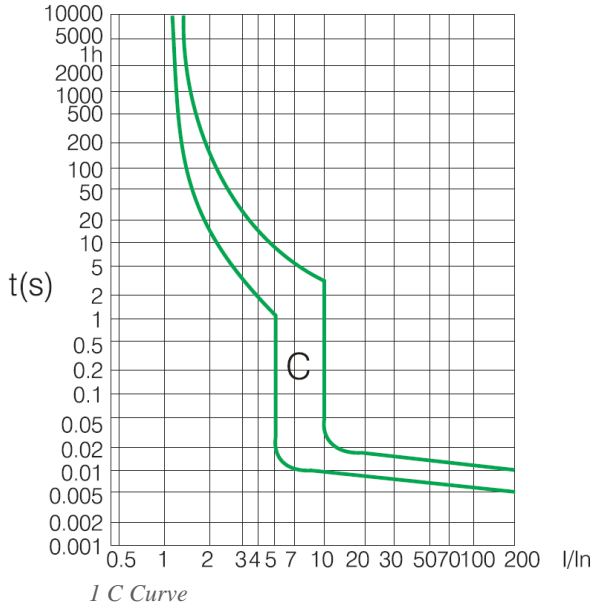
| Characteristics                 |  |
|---------------------------------|--|
| Product Range                   | Eureka Miniature Circuit Breaker                             |
| Protection                      | Overload and short circuit                                   |
| Number of poles                 | 1P, 2P, 3P   |
| Rated Current (A)               | 1, 2, 3, 4, 6, 10, 13, 16, 20, 25, 32, 40, 45, 50, 63        |
| Rated Voltage                   | 1 Pole: 230/240VAC 50/60Hz<br>2,3,4 Pole: 400/415VAC 50/60Hz |
| Characteristic                  | C, D curve   |
| Breaking Capacity               | 6kA  |
| Rated Impulse Withstand Voltage | 4kV  |
| Type of trip                    | Thermal magnetic release                                     |
| Terminal                        | Pillar   |
| Terminal capacity               | Cables up to 25mm <sup>2</sup>                               |
| Installation                    | Mounting on 35mm DIN rail                                    |
| Width                           | 17.8mm per pole  |
| Endurance Electrical            | 10,000 operations  |
| Endurance Mechanical            | 20,000 operations  |
| IP degree                       | IP20   |
| Standard                        | Conforming to IEC/EN 60898-1                                 |

Catalogue number: **LSBE□P□□-□**

Miniature circuit breaker 1~63A C,D curve 6kA



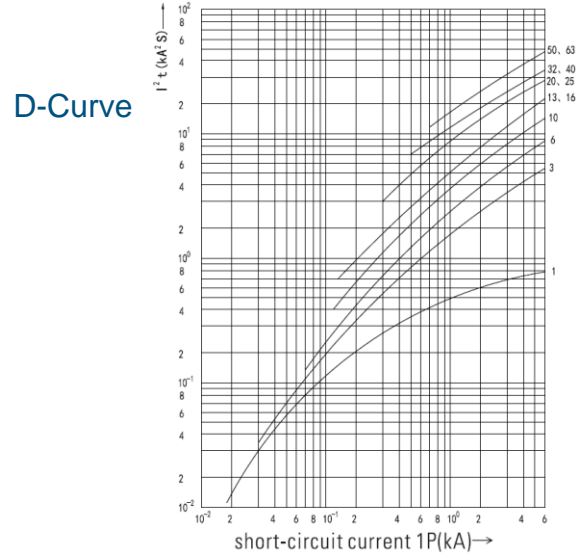
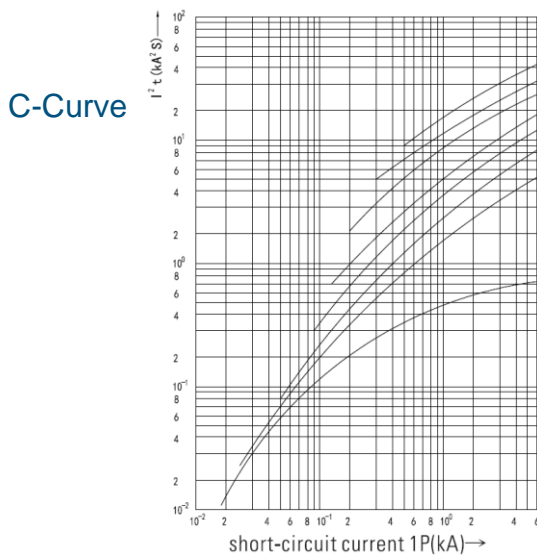
### Characteristic Curve



### Temperature Compensation Table

| In(A) | -40   | -30   | -20   | -10   | 0     | 10    | 20    | 30    | 40    | 50    | 60    |
|-------|-------|-------|-------|-------|-------|-------|-------|-------|-------|-------|-------|
| 1     | 1.22  | 0.20  | 1.18  | 1.15  | 1.12  | 1.09  | 1.05  | 1.00  | 0.94  | 0.88  | 0.82  |
| 2     | 2.44  | 2.40  | 2.36  | 2.30  | 2.24  | 2.18  | 2.10  | 2.00  | 1.88  | 1.77  | 1.65  |
| 4     | 4.88  | 4.80  | 4.72  | 4.61  | 4.49  | 4.36  | 4.20  | 4.00  | 3.77  | 3.55  | 3.29  |
| 6     | 7.32  | 7.20  | 7.09  | 6.91  | 6.73  | 6.54  | 6.31  | 6.00  | 5.66  | 5.33  | 4.94  |
| 10    | 12.20 | 12.00 | 11.80 | 11.50 | 11.20 | 10.90 | 10.50 | 10.00 | 9.40  | 8.89  | 8.23  |
| 16    | 19.50 | 19.20 | 18.90 | 18.40 | 17.90 | 17.40 | 16.80 | 16.00 | 15.10 | 14.20 | 13.20 |
| 20    | 24.40 | 24.00 | 23.60 | 23.00 | 22.40 | 21.80 | 21.00 | 21.00 | 18.80 | 17.70 | 16.50 |
| 25    | 30.50 | 30.00 | 2.50  | 28.80 | 28.00 | 27.20 | 26.30 | 25.00 | 23.60 | 22.20 | 20.60 |
| 32    | 39.00 | 38.40 | 37.80 | 36.90 | 35.90 | 34.90 | 33.60 | 32.00 | 30.20 | 28.40 | 26.30 |
| 40    | 48.80 | 48.00 | 47.80 | 46.10 | 44.90 | 43.60 | 42.00 | 40.00 | 37.70 | 35.50 | 32.90 |
| 50    | 61.00 | 60.00 | 59.10 | 57.60 | 56.10 | 54.50 | 52.60 | 50.00 | 47.20 | 44.40 | 41.20 |
| 63    | 76.90 | 75.60 | 74.40 | 72.60 | 70.70 | 68.70 | 66.20 | 63.00 | 59.40 | 56.00 | 51.90 |

### Short-Circuit Let-through current $I^2t$ (kA<sup>2</sup>s)

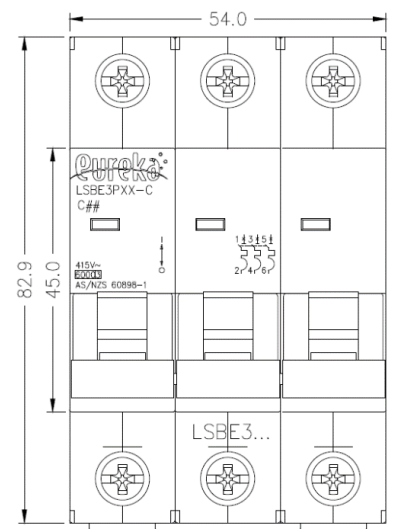
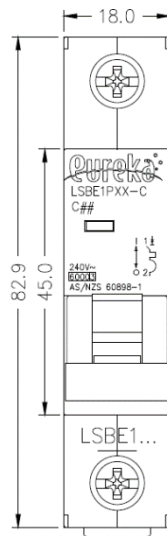
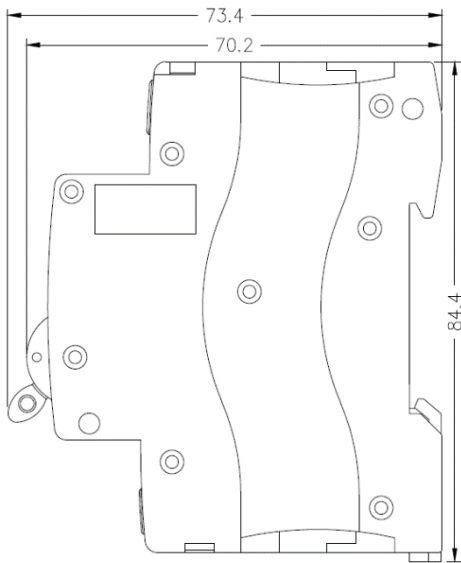


Catalogue number: **LSBE□P□□-□**


Miniature circuit breaker 1~63A C,D curve 6kA



## Dimensions



## Accessories



### BB101

1m length commoning bar 1 phase



### BB301

1m length commoning bar 3 phase

### MCBLDOG

Lock dog to suit all miniature circuit breaker



### EUR-PF6

6 Pole pole filler

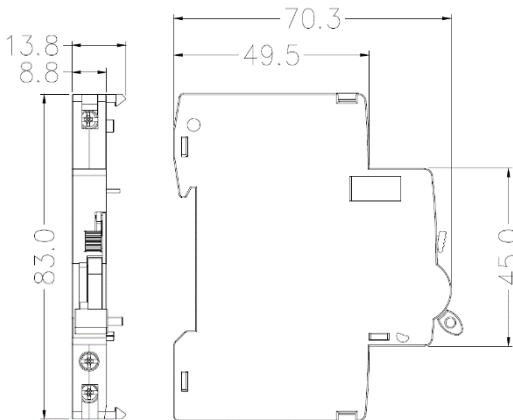
**\*\*All accessories must be ordered separately; they do not come with the product.**

Catalogue number: **LSBE□P□□-□**

Miniature circuit breaker 1~63A C,D curve 6kA

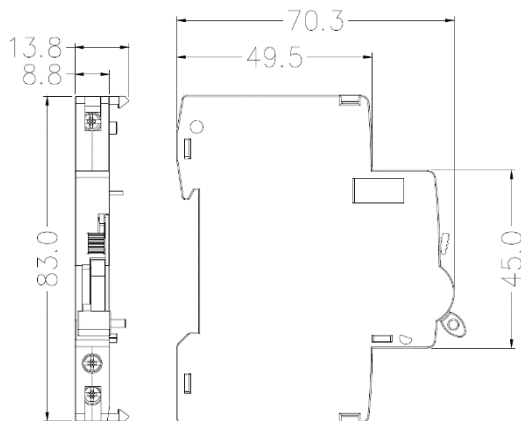


## Auxiliaries



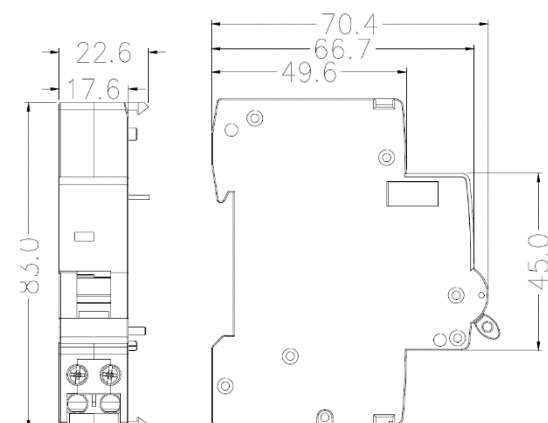
### LS-AX-6A Auxiliary Contacts

| Characteristics              |                      |
|------------------------------|----------------------|
| Rated Current                | 6A (240VAC)          |
| Terminal                     | 0.5-4mm <sup>2</sup> |
| Dielectric strength:         | 2000V/1 min          |
| Electro-mechanical Endurance | 5000 Operations      |



### LS-AL-6A Alarm Switch

| Characteristics               |                 |
|-------------------------------|-----------------|
| Rated Current                 | 6A (240VAC)     |
| Rated Voltage                 | 230V            |
| Voltage operation range       | 70-100%Us       |
| Dielectric Strength           | 2000V/1 min     |
| Rated insulation Voltage (Ui) | 500V            |
| Electro-mechanical Endurance  | 4000 Operations |



### LS-ST

| Characteristics              |                 |
|------------------------------|-----------------|
| Nominal Voltage (Us):        | 110-415 VAC     |
| Max. inrush current          | In= 6A (230VAC) |
| Dielectric Strength:         | 2000V/1min      |
| Electro-mechanical Endurance | 4000 Operations |
| Release Range                | 1000-415 VAC    |

**\*\*All Auxiliaries must be ordered separately; they do not come with the product.**